

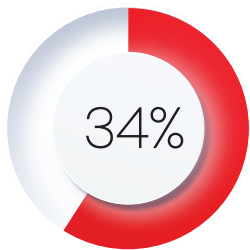
# 34% of Americans Admit to Driving When Potentially Impaired

TOGETHERE™  
— MOVING FORWARD —  
TO A SAFER HOLIDAY SEASON


**ToGetThere** is **MADD's** new campaign  
to reduce risks on the road this holiday season

With more than **21 million** instances of drunk driving on U.S. roads expected for the holiday period between **November 1 and January 1**, **Mothers Against Drunk Driving (MADD)** today launched **ToGetThere**, a new campaign urging Americans to take action against impaired driving. Drunk driving related crashes are expected to surge as much as **40%** during the holidays.

*A new survey released today conducted by The Harris Poll on behalf of Mothers Against Drunk Driving® (MADD) underscores the need for action:*

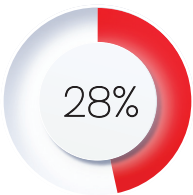


**34% of Americans** admit to having driven a car after consuming alcohol or other drugs when they weren't entirely sure it was safe for them to get behind the wheel.

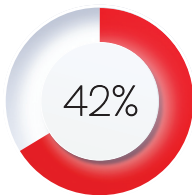


**45% of Americans** Nearly half of Americans have been involved in a crash that involved an impaired driver, or know someone who was.

**28% of women**



**42% of men**

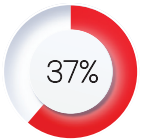


*There are no statistical differences among generations:*



GEN Z

**33% of Gen Z**



GEN Y

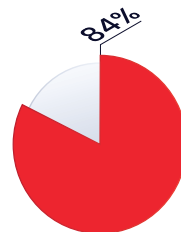
**37% of Gen Y (Millennials)**



GEN X

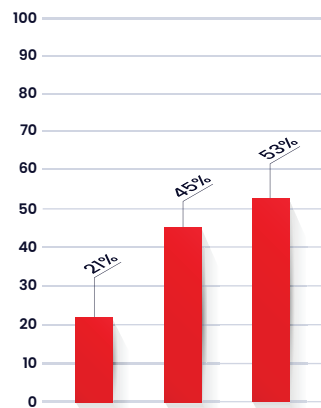
BOOMERS

**34% of both Gen X & Boomers agree**



**84% of Americans** worry that they or someone they love could be hit by an impaired driver.

*There is no statistical differences across race, region of the country, or parental status.*



GEN Z

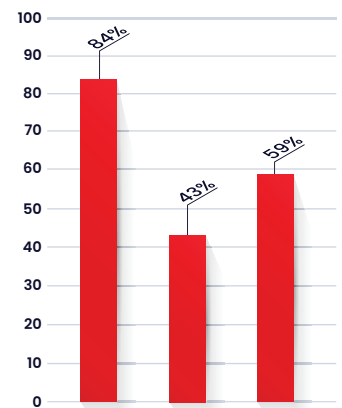
*Compared with Boomers, Gen Z is more likely to be impacted by impaired driving and may be less equipped to deal with them.*

**21% of Gen Z**

would not feel comfortable trying to stop an impaired person from driving (**vs. 12% of Boomers**).

**48%** have ridden with a potentially impaired driver despite concerns about personal safety (**vs. 37% of Boomers**).

**53%** have been in a crash that involved an impaired driver or know someone who has (**vs. 39% of Boomers**).



**84% of Americans**

would feel comfortable trying to stop an impaired person from driving.

**43%** have ridden with a potentially impaired driver despite concerns about personal safety.

**59%** of men ages **35-44** have ridden with a potentially impaired driver.

## Survey Method

This survey was conducted online within the United States by The Harris Poll on behalf of MADD from October 12-16, 2023, among 2,073 adults ages 18 and older. The sampling precision of Harris online polls is measured by using a Bayesian credible interval. For this study, the sample data is accurate to within + 2.7 percentage points using a 95% confidence level. For complete survey methodology, including weighting variables and subgroup sample sizes,

Please Contact: **Kim Pucci**

ph: 469-420-4526 email: [Kim.Pucci@madd.org](mailto:Kim.Pucci@madd.org)



[madd.org/togetthere](https://madd.org/togetthere)